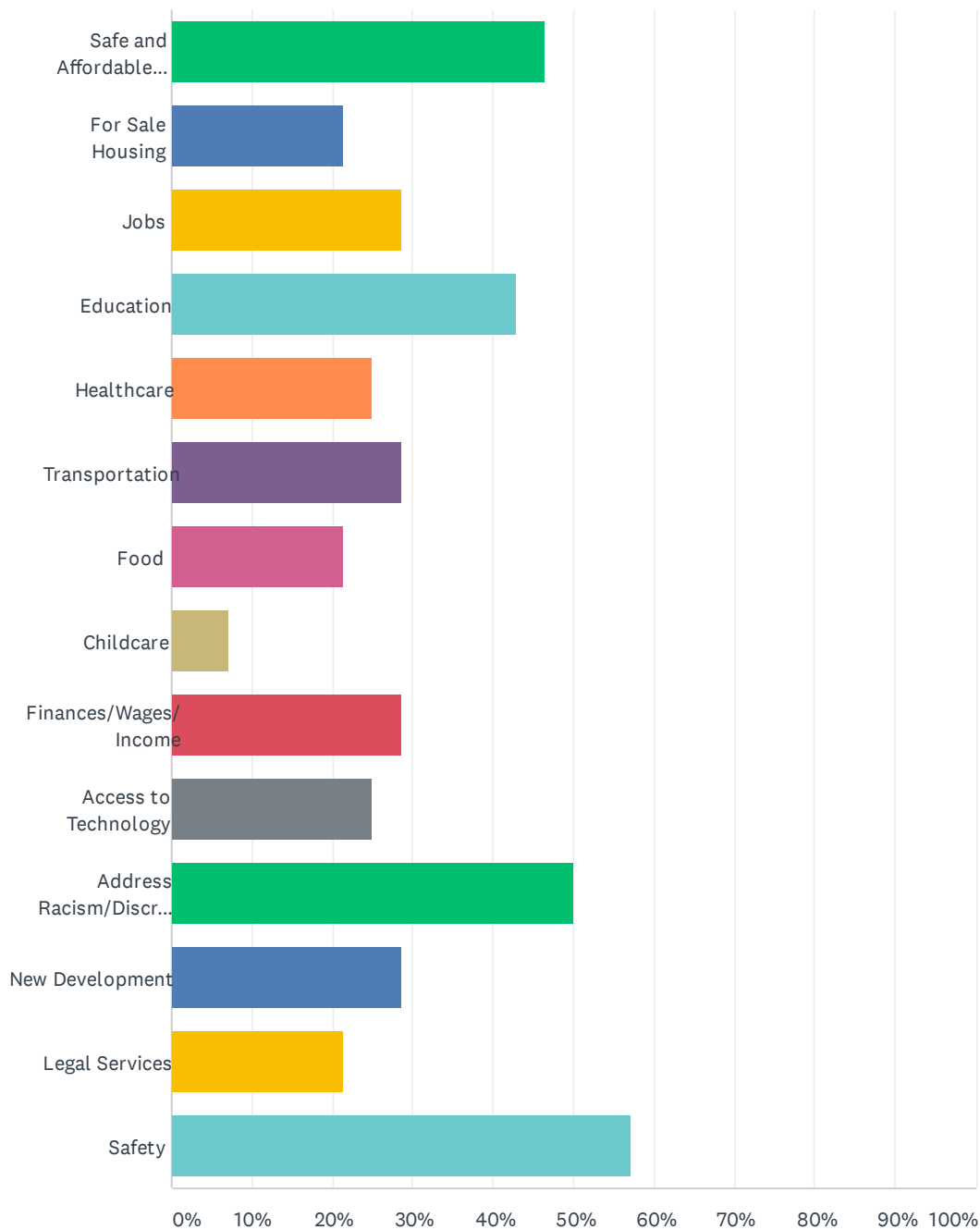


Q1 What would you say are the 3 to 4 most important NEEDS in our community?

Answered: 28 Skipped: 0

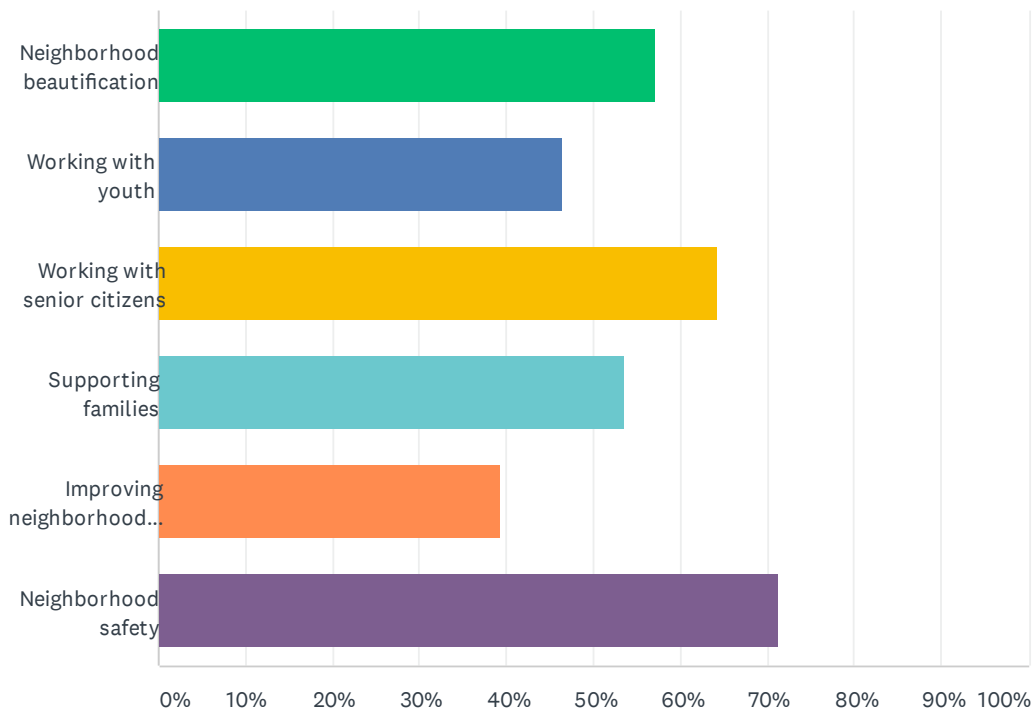


Hidden Valley Neighborhood Survey

ANSWER CHOICES	RESPONSES	
Safe and Affordable Housing	46.43%	13
For Sale Housing	21.43%	6
Jobs	28.57%	8
Education	42.86%	12
Healthcare	25.00%	7
Transportation	28.57%	8
Food	21.43%	6
Childcare	7.14%	2
Finances/Wages/Income	28.57%	8
Access to Technology	25.00%	7
Address Racism/Discrimination	50.00%	14
New Development	28.57%	8
Legal Services	21.43%	6
Safety	57.14%	16
Total Respondents: 28		

Q2 What areas of COMMUNITY DEVELOPMENT do you feel are most important in our neighborhood?

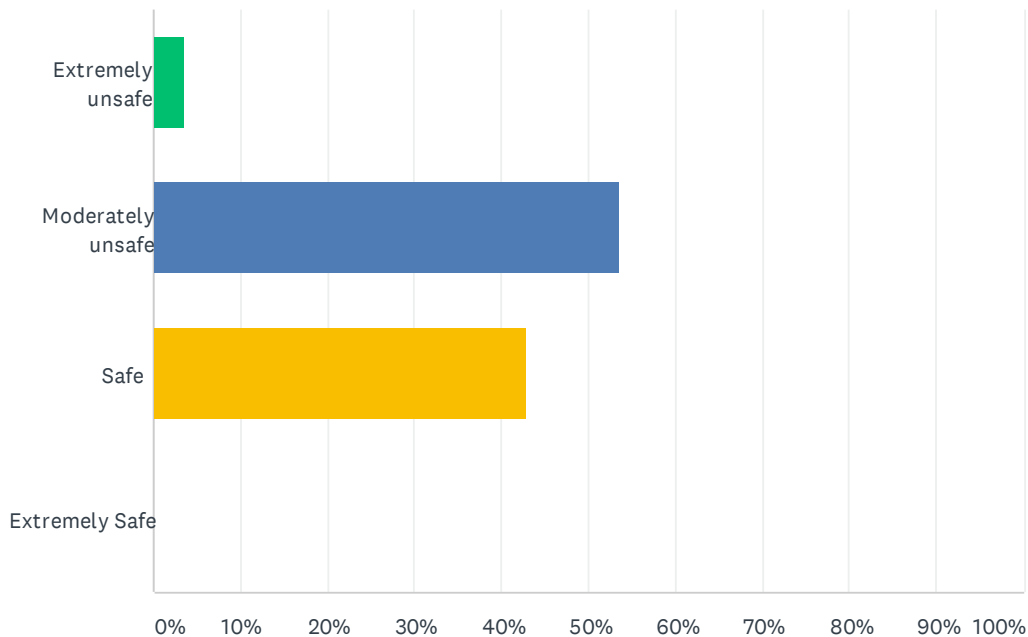
Answered: 28 Skipped: 0



ANSWER CHOICES	RESPONSES	
Neighborhood beautification	57.14%	16
Working with youth	46.43%	13
Working with senior citizens	64.29%	18
Supporting families	53.57%	15
Improving neighborhood health	39.29%	11
Neighborhood safety	71.43%	20
Total Respondents: 28		

Q3 How SAFE do you feel in our community? (select one)

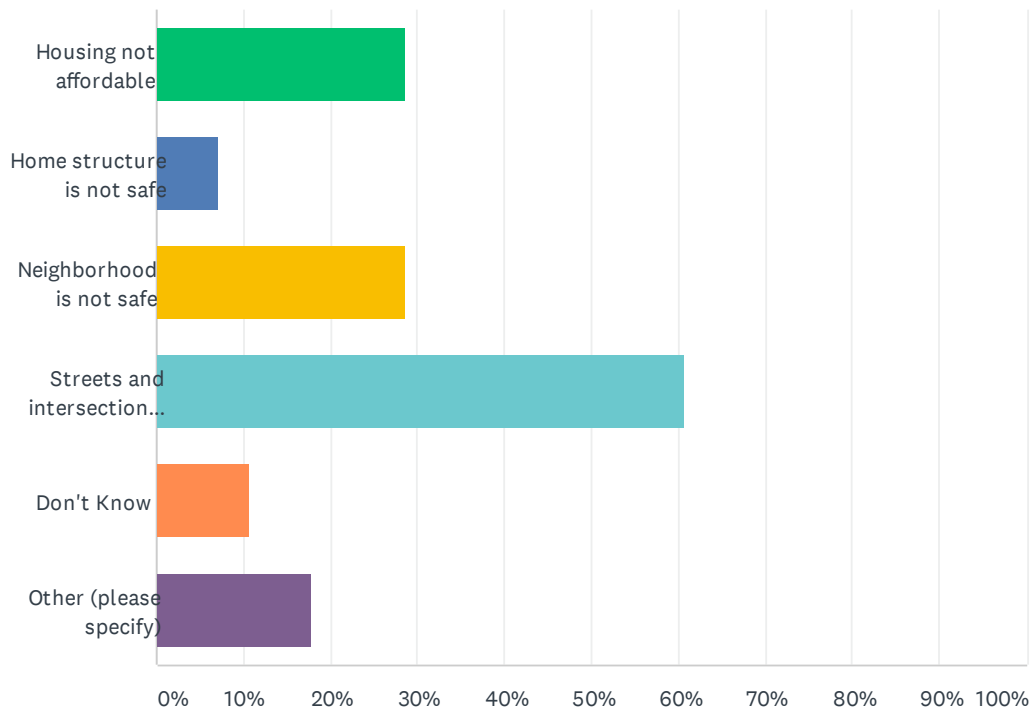
Answered: 28 Skipped: 0



ANSWER CHOICES	RESPONSES	
Extremely unsafe	3.57%	1
Moderately unsafe	53.57%	15
Safe	42.86%	12
Extremely Safe	0.00%	0
TOTAL		28

Q4 Do you have any of these HOUSING related needs?

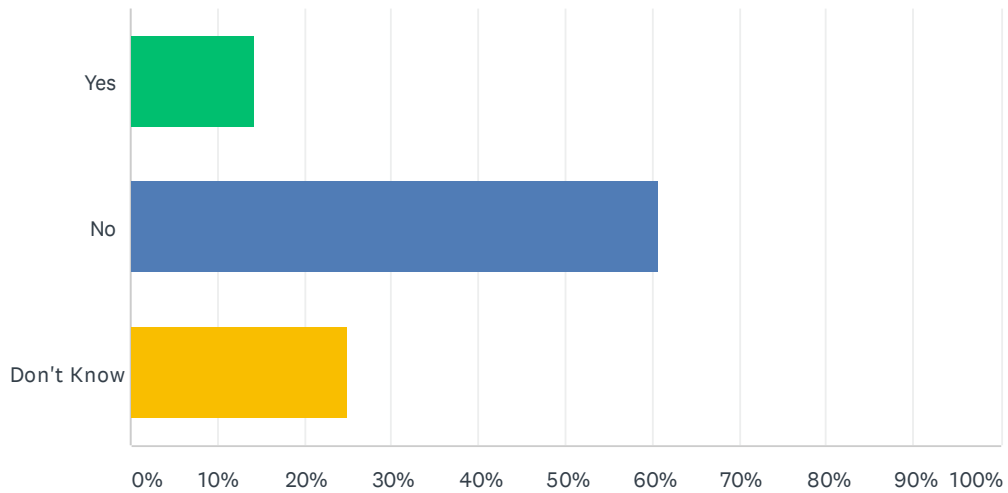
Answered: 28 Skipped: 0



ANSWER CHOICES	RESPONSES	
Housing not affordable	28.57%	8
Home structure is not safe	7.14%	2
Neighborhood is not safe	28.57%	8
Streets and intersections are not safe	60.71%	17
Don't Know	10.71%	3
Other (please specify)	17.86%	5
Total Respondents: 28		

Q5 Is quality EDUCATION available for children of all ages in our community?

Answered: 28 Skipped: 0



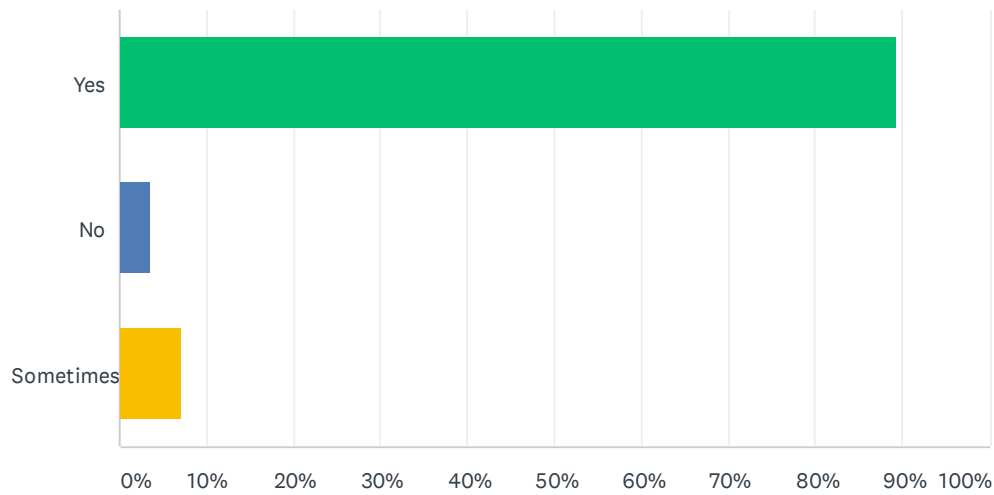
ANSWER CHOICES	RESPONSES	
Yes	14.29%	4
No	60.71%	17
Don't Know	25.00%	7
TOTAL		28

**Q6 Please describe how you feel about the QUALITY of the public schools
afterschool programs in your community:**

Answered: 24 Skipped: 4

Q7 Do you have ACCESS TO THE INTERNET?

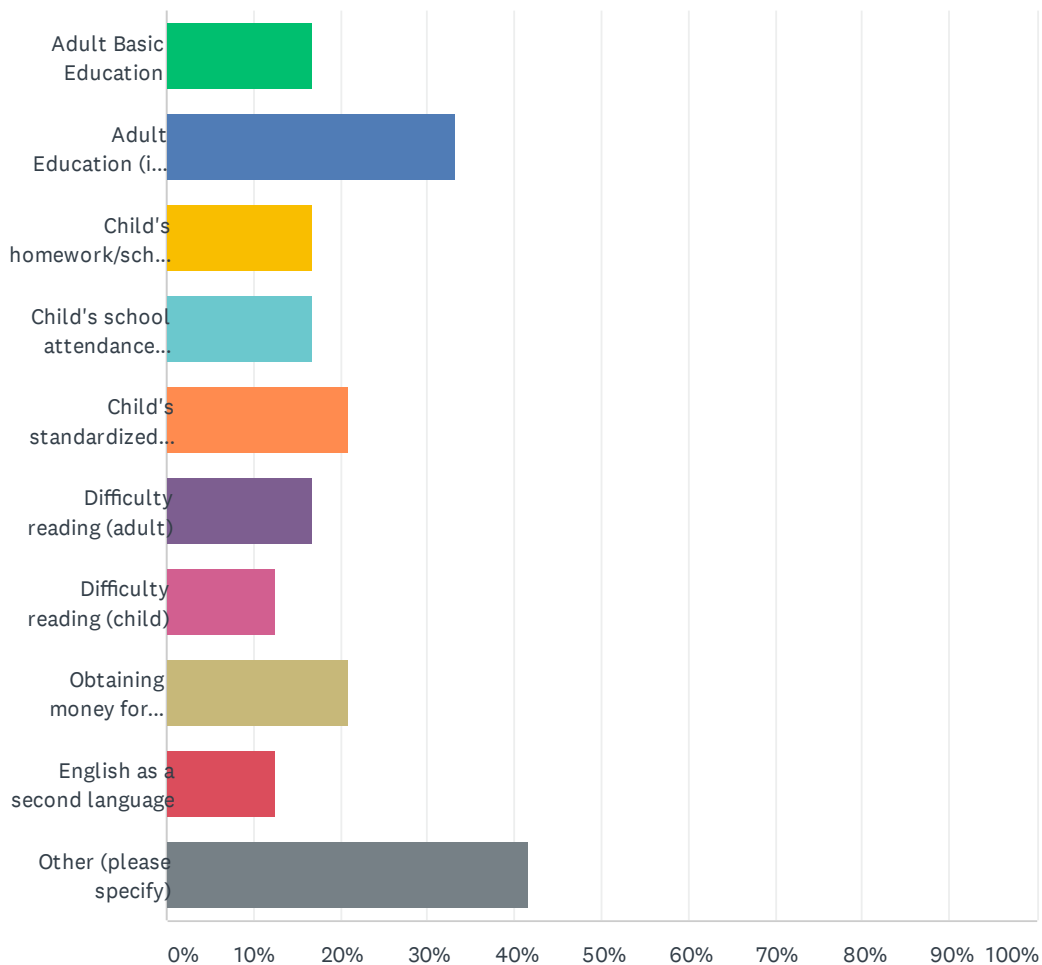
Answered: 28 Skipped: 0



ANSWER CHOICES	RESPONSES	
Yes	89.29%	25
No	3.57%	1
Sometimes	7.14%	2
TOTAL		28

Q8 Do you have any of these SCHOOL/EDUCATION related needs? (Check all that apply)

Answered: 24 Skipped: 4



Hidden Valley Neighborhood Survey

ANSWER CHOICES	RESPONSES	
Adult Basic Education	16.67%	4
Adult Education (i.e. computer skills)	33.33%	8
Child's homework/schoolwork concerns	16.67%	4
Child's school attendance concerns	16.67%	4
Child's standardized exams concerns	20.83%	5
Difficulty reading (adult)	16.67%	4
Difficulty reading (child)	12.50%	3
Obtaining money for school supplies	20.83%	5
English as a second language	12.50%	3
Other (please specify)	41.67%	10
Total Respondents: 24		

Q9 Please share any other areas of community need that you feel are important:

Answered: 25 Skipped: 3

Q10 Street Address (please include your zip code):

Answered: 25 Skipped: 3

Q11 How many dependent children live in your household? (If none, please write "0")

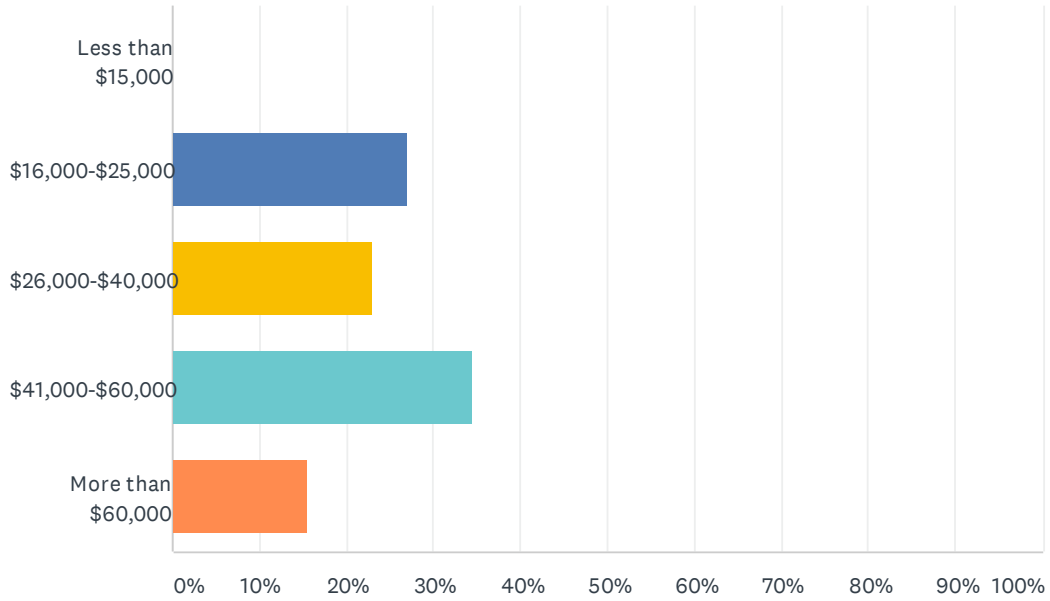
Answered: 27 Skipped: 1

Q12 What school(s) do your children attend?

Answered: 20 Skipped: 8

Q13 What is your yearly household income?

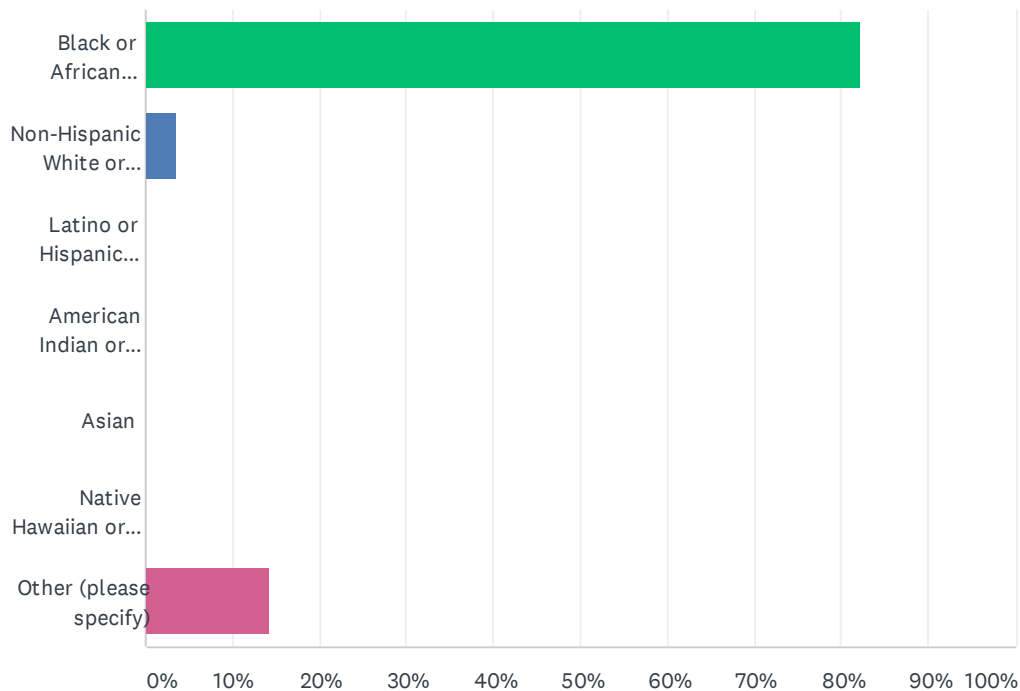
Answered: 26 Skipped: 2



ANSWER CHOICES	RESPONSES	
Less than \$15,000	0.00%	0
\$16,000-\$25,000	26.92%	7
\$26,000-\$40,000	23.08%	6
\$41,000-\$60,000	34.62%	9
More than \$60,000	15.38%	4
TOTAL		26

Q14 Which of the following best represents your race/ethnicity?

Answered: 28 Skipped: 0



ANSWER CHOICES	RESPONSES	
Black or African American	82.14%	23
Non-Hispanic White or European American	3.57%	1
Latino or Hispanic American	0.00%	0
American Indian or Alaska Native and Black or African American	0.00%	0
Asian	0.00%	0
Native Hawaiian or Other Pacific Islander	0.00%	0
Other (please specify)	14.29%	4
TOTAL		28